THALMANN SWISS

THALMANN MASCHINENBAU AG

LONG FOLDING MACHINES



THALMANN SWISS

THALMANN MASCHINENBAU AG
YESTERDAY, TODAY AND TOMORROW _____ 04

INNOVATIONS BY THALMANN
SWISS MADE, ENGINEERING EXPERTISE AND COMMITMENT _ 06

TZ LONG FOLDER
INNOVATIVE, VERSATILE AND EFFICIENT _____ 08

TD DOUBLE FOLDER
FAST, PRECISE AND FLEXIBLE _____ 12

TC DOUBLE FOLDER
LARGE, SOLID AND POWERFUL _____ 16

CONTROLLERS BY THALMANN
UNCOMPLICATED, INTUITIVE AND ERGONOMICAL _____ 20

THALMANN MASCHINENBAU AG

YESTERDAY, TODAY AND TOMORROW

THANK YOU, OTTO! Thalmann Maschinenbau AG dates back to the one-man business founded by *OTTO THALMANN* in the year 1948 in Frauenfeld. The simple locksmith and metalworking business has developed to become an internationally active engineering company with trend-setting ideas for innovative long folders and efficient solutions for the roofing, facade construction and sheet-metal working sector. The company head office has been based in Frauenfeld since 1960 and it is here where Otto's sons, *RUEDI, ROLF AND PETER THALMANN* have continued to develop this aspiring enterprise further. Under the present management of Managing Director, *MARCO CAPPELLO*, the company particularly focuses on the advancement of product development and international orientation. As someone who has previously worked as an entrepreneur in various sectors of the sheet metalworking sector, Marco Cappello also believes in the consistent realisation of the corporate philosophy as a significant and motivating success factor. This includes: The highest *DEMANDS ON QUALITY*, enthusiastic *CUSTOMERS*, reliable *SUPPLIERS*, motivated *EMPLOYEES*, comprehensive *SERVICES*, sustainable *GROWTH*, and with a pronounced *INVENTIVE TALENT* bring genuine *INNOVATIONS* onto the market time and time again.

OTTO THALMANN

Pioneering spirit and company founder.

MARCO CAPPELLO

Managing Director of Thalmann Maschinenbau AG.

ASSEMBLY AND MANUFACTURING HALLS

Assembly and manufacturing halls covering an area of approximately 5500 m².

HEAD OFFICE AND PRODUCTION BUILDING

Head office and production building in Frauenfeld.

THALMANN INTERNATIONAL International expertise, regional proximity, professional advice and comprehensive worldwide service – we export our high-quality long folders from Switzerland to customers all over the world. We offer you the opportunity to view and extensively test Thalmann machines in showrooms at selected locations. Furthermore, we are a partner for life. With a host of after sales support and service offers, we are able to guarantee an all-round service over the lifetime of your machine, ranging from reliable onsite servicing or remote maintenance to the rapid delivery of machines and spare parts.

FRAUENFELD, SWITZERLAND

47°33‘49.5“N, 8°53‘00.1“O

INNOVATIONS BY THALMANN

SWISS MADE, ENGINEERING EXPERTISE AND COMMITMENT

SWISS MADE For us, Thalmann Maschinenbau AG, the term *SWISS MADE* is more than just a *SEAL OF ORIGIN*. A Swiss product is also a *PROMISE OF QUALITY* – for our *CUSTOMERS* and for our *SELF-IMAGE*. Each Thalmann machine contains a wealth of *EXPERIENCE*, sound *ENGINEERING KNOWLEDGE*, *INNOVATION* and great *COMMITMENT*. Since1960 we have been developing and producing the highest quality *LONG FOLDERS* which count among the best in the world. To achieve this, many cogs need to interact – similar to the mechanism of a Swiss clock. Each individually assembled part must fulfil its task reliably. This is why we place the utmost importance on *INDIVIDUAL QUALITY*. Moreover, the true *VALUE* of a long folder can only be seen when it starts folding: with speed, precision and reliability. Our aim to improve day by day and consistently develop *INNOVATIVE STRENGTH*, which generates *COMPETITIVE ADVANTAGES* for our *CUSTOMERS*, shall remain our *MOTIVATION* in the future and continue to govern our company's aspirations.

CONTROL SHAFT TECHNOLOGY

One of the highlights is the worldwide unique control shaft technology developed by Thalmann. It guarantees maximum precision. Its kinetic drive concept, which ensures a synchronous distribution of force on the machine and which is comparable to the mechanical control used in the aircraft construction industry, was already included in the first Thalmann machine back in 1960. The power of all of the machine stands is distributed evenly to all the moving axes through a solid steel shaft and thus ensures unrivalled angle precision and parallelism of the folded parts along the entire length of the machine.

DFT (DYNAMIC FOLDING TECHNOLOGY)

Through the simultaneous movement of several machine axes, this innovative technology increases production speed considerably while maintaining folding accuracy. The DFT reduces travel time and downtime to a minimum and thus allows an extremely smooth and highly dynamic folding process. This greatly increases productivity which extends the machine capacity substantially. The DFT system by Thalmann provides you and your customers with a significant and sustainable additional value.

VFD (VERTICAL FORCE DRIVE)

This exclusive VFD design principle designed by Thalmann engineers and included in the TZ and TC models is in a league of its own. Whereas the machine stands in conventional long folders work like oversized pliers as they clamp the metal sheet, the stands in these models are formed in the shape of "rigid C-frames". Combined with the vertically arranged clamping beam mounted on the top part of the C-frame, this unique concept creates a huge pressing and clamping force - and the mechanical zero-point locking system eliminates the risk of an overload which would result in subsequent fissures. The VFD guarantees reliable clamping of the sheet-metal parts and is thus crucial for the evenly applied pressure on open or closed hems.

DYNAMIC CROWNING

One of Thalmann's outstanding innovations is the dynamic, fully-automatic upper-beam crowning system. It compensates and eliminates the effect of overbent of the profile ends. Instead of the manual or mechanical hydraulic adjustment system used thus far, Thalmann adapts silent and efficient servomotors on each of the stands for the infinitely-variable regulation of the upper beam. If crowning adjustment is needed in order to achieve an even folding angle regardless of the profile length, material type and sheet-metal thickness, targeted corrections can then be executed at each individual machine stand via an input window on the controller.

AUTOMATIC RADIUS ADJUSTMENT
DYNAMIC CROWNING
CROWNING EFFECT

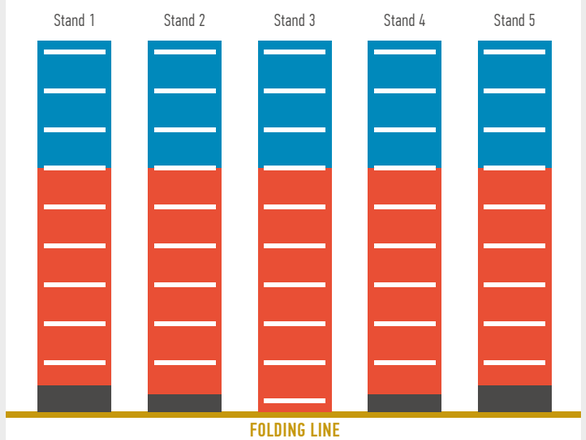



TZ
LONG FOLDER
INNOVATIVE, VERSATILE AND EFFICIENT

TZ LONG FOLDER The innovative TZ model emerged as a synergy and further development of two preceding models, the THAKO and ZR series. The TZ unites the best elements of centuries of Swiss engineering skill and is now impressive in its own right through its numerous innovations. In particular, the *INNOVATIVE VFD* (Vertical Force Drive) *DESIGN PRINCIPLE* is second to none. The machine stands are formed in the shape of "rigid C-frames". With its vertical tool alignment, the VFD produces a great amount of vertical clamping force for hemming. The integration of the globally unique kinetic *CONTROL SHAFT TECHNOLOGY* is not only clever from a technical viewpoint, but also offers real added value by distributing the output from all of the machine stands evenly over the clamping and folding beams. Additional free space and flexibility are provided by the newly designed *CLAMPING BEAMS* and the *OFFSET FOLDING BEAM*. With the most modern drive technology, the TZ provides measurably improved energy efficiency with considerably higher folding dynamics. Torsion-free profiles are created by a smooth-running, servo-drive-controlled *DYNAMIC CROWNING* system which impressively compensates for any edge-pressure effects which may occur. The *NEW LONGITUDINAL SLITTER* concept is detached from the folding beam and thus prevents disruptive influences during the folding process.

VFD
VERTICAL FORCE DRIVE

MODULAR TOOL GEOMETRY

Two different tool shapes are available for the clamping respectively upper beam. A straight upper-beam tool with a very flat angle of inclination of just 35° is supplied as standard, which permits the manufacturing of metal profiles with a side ratio of 3:4 (ratio of height to depth). A curved upper-beam tool, resembling a goat's foot, can be optionally supplied. This tool can be used to shape metal parts with a side ratio of just 1:2 (e.g. a ratio of 35 mm (1.37") height to 70 mm (2.75") depth). The modular tool geometry is completed with the newly designed folding beam. This beam is offset, moved back to the folding line and set at a 15° angle. As a result, the space available directly at the bent part is increased to a total of 275°, which provides significantly more flexibility during the folding process.

UNIQUE CONTROL SHAFT TECHNOLOGY

The unique control shaft technology distributes the power from all of the C-frames evenly over the clamp and folding beam. Both control shafts on the clamping and folding beam have direct encoder measuring. This kinetic drive concept achieves an unrivalled angle precision and parallelism of the bent components along the entire length of the machine.

ELECTRICAL LONGITUDINAL SLITTER

The positioning of the electrically-driven longitudinal slitter on the machine base frame relieves the folding beam mechanical components. Since protruding guidance parts on the folding beam are omitted, valuable forming space is made available.

COMPREHENSIVE SAFETY CONCEPT

The comprehensive safety concept, which includes highly advanced laser technology for the clamping area and slitting device, provides maximum protection and safety for the workplace.

RADIUS ADJUSTMENT AND CROWNING

Automatic radius adjustment is performed using muted and efficient servomotors. The same drive also controls the dynamic crowning function which prevents the profile ends from being folded too far.

FULLY-AUTOMATIC BACK GAUGE

The fully-automatic back gauge provides a working range of 5 mm - 1250 mm (0.19"- 49.21"). A tapered back-gauge function is optionally available.

CHARACTERISTICS

- » Tool geometry with 275° free space
- » Straight clamping beam with a 35° angle of inclination
- » Straight folding beam geometry with a 15° inclination
- » VFD (Vertical Force Drive) design
- » Kinetic control shaft technology
- » Energy-efficient fre. con. high-performance hydraulics
- » Adjustable sheet supporting table
- » Manually adjustable folding beam crowning
- » Safety laser for clamping and cutting
- » Graphic CNC touch-screen controller
- » Remote maintenance using TeamViewer software

OPTIONS

- » Detached automatic slitter
- » Roll-forming unit for special profiles
- » Side-adjustable spring-loaded finger back gauge
- » Curved clamping beam geometry
- » Offset folding beam geometry (as of version TZ 200)
- » Tapered back gauge
- » Automatic radius adjustment (standard from TZ 150)
- » Dynamic crowning adjustment
- » Folding beams with interchangeable tools
- » HARDOX beam tools
- » LED clamping line lighting

MODELS

	TZ125 | TZ150 | TZ200 | TZ300
Max. folding capacity*	1,25 | 1,50 | 2,00 | 3,00 mm**
Working length	From 3,2 to 12,0 m***
Throat depths	1250 mm****
Folding beam width	15/10 + add. rail 10 mm*****
Max. folding angle	143°
Folding accuracy	± 0,5°

*At 400 N/mm² / 58 ksi **18 | 16 | 14 | 11 ga
***10.5 to 39.4 ft ****49.21 in *****0.59/0.39 + 0.39 in

VFD (VERTICAL FORCE DRIVE)

The VFD design principle developed by Thalmann engineers and used in the TZ and TC models is second to none. Whereas the machine stands in conventional long folders work like oversized pliers as they clamp the metal sheet, the stands in these models are formed in the shape of "rigid C-frames". Combined with the vertically arranged clamping beam mounted on the top part of the C-frame, this unique concept creates a huge pressing and clamping force - and the mechanical zero-point locking system eliminates the risk of an overload which may result in subsequent fissures. The VFD guarantees reliable clamping of the sheet-metal parts and is thus crucial for the evenly applied pressure on open or closed hems.

VFD
VERTICAL FORCE DRIVE

TD
DOUBLE FOLDER

FAST, PRECISE AND FLEXIBLE

TD DOUBLE FOLDER Depending on the profile requirements, folding can also involve intricate rotation and turning. Depending on the profile length, material type and weight of the sheet-metal parts, this may require the involvement of several operators. By applying Thalmann *DOUBLE FOLDER TECHNOLOGY*, sheet-metal part handling can be completely omitted or reduced to an absolute minimum. Two folding beams are used to fold the sheet metal in two directions: Fully automatically, efficiently, fast and with high precision. With the innovative *DYNAMIC FOLDING TECHNOLOGY* (DFT), the folding speed and thus production output are increased considerably. Driven by the globally unique kinetic *CONTROL SHAFT TECHNOLOGY* – a mechanical controller which synchronizes the clamping and folding beam – the TD model delivers the highest precision and parallelism, even in complex parts. The *MODULAR TOOL GEOMETRY* ensures decisively more flexibility and folding space, the sophisticated *GRIPPER SYSTEM* guarantees a precise positioning of the sheet-metal parts even at a high operating speed and the *INTERCONNECTED CONTROL TECHNOLOGY* can be operated easily and intuitively – thus enabling reliable and economical handling.

DFT
DYNAMIC FOLDING TECHNOLOGY

FULLY-AUTOMATIC GRIPPER UNIT

Depending on the type (‚Pelikan' or ‚Professional'), the gripper system positions the sheet-metal parts over a measuring range of 15 mm or 25 mm - 1250 mm (0.59" or 0.98" - 49.21"). The servo-drive-controlled positioning system operates at upto a maximum speed of 380 mm/s (14.96 in/s). If the part needs a gripper offset during the folding process, this work step is programed automatically. A sheet, already folded, can be completed in full automatic mode if its height does not exceed 28 mm (1.10"). Legs of greater dimension can be gauged using spring-loaded fingers.

AUTOM. BACK GAUGE SPRING-LOADED FINGERS

The fully-automatic pneumatic spring-loaded fingers are automatically activated when the smallest possible gripper measurement is exceeded and positions the sheet metal parts upto the minimum measurement of 5 mm (0.19"). A maximum of 1150 mm (45.27") can be gauged in parallel.

AUTOMATIC SHEET INSERT AND HANDLING TABLE

The fully-automatic sheet insert and handling table significantly facilitates the loading of the machine with metal sheets. The function for loading and unloading sheets can be programmed individually. The table also simplifies material handling and increases production output.

FULLY-AUTOMATIC RADIUS ADJUSTMENT

With the fully-automatic radius adjustment system, the clamping tools can be positioned precisely in accordance with the sheet thickness used, therefore achieving perfect folding radii. The material thickness can be defined in the controller. The adjustment value can also be adapted to suit the specific material, in order to enable the folding of larger radii. Adjustment is fully hydraulic.

MACHINE SAFETY CONCEPT

The safety concept is aimed at meeting user requirements for easy and reliable operation. Laser units for the clamping area and slitting device and a light grid system around the working area all protect against potential risks and ensure safety.

FOLDING BEAM CROWNING

The folding beam crowning adjustment allows the folding tool to be adjusted individually if necessary. A crowning system is required in the manufacturing of highly precise profiles if the effects of stress release and overbent of the profile ends need to be compensated. The settings can be adjusted individually for each of the machine stands.

TAPERED GRIPPER

An additional, independently mobile gripper unit is used for folding tapered profiles. It is switched on automatically once a tapered dimension is programmed. The maximum axis offset is 90 mm (3.54"). When the profile length is entered, the controller decides independently which gripper to use (X1-X2).

MULTI-SECTION GRIPPER FUNCTION

The multi-section gripper function allows several sheet metal parts to be processed simultaneously and independently of each other. As a result, the loading and removal of the sheets can be managed by just one single operator, which significantly increases productivity.

FOLDING BEAM WITH INTERCHANGEABLE TOOLS

The folding beam concept with one interchangeable tool offers high flexibility. Depending on the situation, it can be adapted to suit the requirements of the folded part. This innovative concept also allows special folding tools to be retrofitted, such as those made of tempered HARDOX steel.

CHARACTERISTICS

- » Tool geometry with 275° free space
- » Offset folding beam geometry
- » Fully-automatic gripper system
- » Multi-section gripper function
- » Highly dynamic DFT drive
- » Kinetic control shaft technology
- » High-performance hydraulics with oil cooler
- » Remote maintenance using TeamViewer software
- » Low-friction CDF supporting table
- » Multi-zone folding beam crowning
- » Graphic CNC touch-screen controller

OPTIONS

- » Detached automatic slitter
- » Roll-forming unit for special profiles
- » Back gauge spring-loaded fingers
- » Double gripper unit
- » Automatic tapered back gauge
- » HARDOX beam tools
- » Folding beams with interchangeable tools
- » Super high-speed PRO-Hydraulic
- » Fully-automatic sheet loading and draw-in table
- » M-Guard remote maintenance system
- » Automatic radius adjustment (standard from TD 200)

MODELS	TD 125 | TD 150 | TD 200
Max. folding capacity*	1,25 | 1,50 | 2,00 mm**
Working length	From 3,2 to 12,0 m***
Throat depths	1250 mm****
Folding beam width	10 + add. rail 10 mm*****
Max. folding angle	143°
Folding accuracy	± 0,5°

*At 400 N/mm² / 58 ksi **18 | 16 | 14 ga
***10.5 to 39.4 ft ****49.21 in *****0.39 + 0.39 in

DFT (DYNAMIC FOLDING TECHNOLOGY)

This innovative technology, the simultaneous movement of several machine axes, increases the production speed considerably while maintaining the folding accuracy. The DFT reduces travel times and downtimes to a minimum and thus facilitates an extremely smooth and highly dynamic folding process, which results in a measurable increase in productivity and a substantial expansion of machine capacity. The DFT system by Thalmann provides you and your customers with a significant and sustainable additional value.

DFT
DYNAMIC FOLDING TECHNOLOGY

TC
DOUBLE FOLDER
LARGE, SOLID AND POWERFUL

TC DOUBLE FOLDER Internally and among experts, the TC is often affectionately and respectfully referred to as "Big Mama" – the given nickname probably due to its solid construction. The TC is made exclusively of individual high-quality parts, 11,564 to be precise, which are assembled by hand. The *VFD DESIGN PRINCIPLE* used in the TC is unparalleled. The machine stands are formed in the shape of "rigid C-frames" and combined with a vertical clamping tool infeed, turned into a combination of a long folder and a press. This results in a great amount of clamping and pressure capacity - which is a prerequisite for the precise processing of thick sheets. Its drive unit is no less impressive. The high-performance aggregate is the heart of the TC and uses two high-power hydraulic pumps and the most up-to-date double valve block technology for the direct supply of power. It goes without saying that "Big Mama" is also equipped with the latest generation of *DFT DRIVE CONCEPT*. In addition, the unique *CONTROL SHAFT TECHNOLOGY* guarantees a uniform transmission of the tremendous power to the machine. The TC 300 combines all of the attributes which are crucial factors to success nowadays in industrial sheet metal processing.

DFT
DYNAMIC FOLDING TECHNOLOGY

AUTOM. BACK GAUGE SPRING-LOADED FINGERS

The fully-automatic pneumatic spring-loaded fingers position sheet metal parts up to a minimum dimension of as little as 5 mm (0.19"). A maximum of 1150 mm (45.27") can be gauged in parallel. If the lowest possible gripper dimension of 35 mm (1.37") is not reached, the spring-loaded fingers are automatically programmed by the controller.

AUTOMATIC GRIPPER UNIT

The gripper system, equipped with a HARDOX clamp finger, positions the sheet metal parts fully automatically over a measuring range of 35 mm - 1250 mm (1.37" - 49.21") . If the sheet needs a gripper offset during the course of folding, it is done automatically. A sheet, already folded, can be completed in full automatic mode if its height does not exceed 30 mm (1.18").

VFD (VERTICAL FORCE DRIVE)

The exclusive VFD design principle by Thalmann provides the basis for a stable performance in industrial profile manufacturing. It ensures that folded parts are precisely positioned during processing.



INGENIOUS TOOL GEOMETRY

The clever tool geometry provides high-precision folding results - even with the smallest folds of as little as 15 mm x 15 mm (0.59" x 0.59"). The manufacturing of such profiles is achieved with a tool arrangement which offers a folding space measuring 275°.

INDIVIDUAL FOLDING BEAM CROWNING

The folding beam crowning settings allow the folding tool to be adjusted individually if necessary. A crowning system is required in the manufacturing of highly precise profiles in situations where the effects of stress release in the material or overbent of the profile ends need to be compensated. The settings can be adjusted individually for each of the stands.

HIGH-PERFORMANCE HYDRAULIC UNIT

The high-performance double pump hydraulics generate the driving force needed to operate the heavyweight steel colossus. The most up-to-date double valve block technology is responsible for the direct supply of power. The standard oil cooler ensures constant operation, equally guaranteed when maximum load is applied.



STAINLESS STEEL SUPPORTING TABLE

This sheet supporting table equipped with ball casters guarantees the energy-saving handling of heavy folded parts as well. To achieve a consistent performance and service life in the long term, this sheet support is manufactured solely of stainless steel.

LOADING AID WITH GLIDING UNITS

The bottom folding beam can be used as a loading aid for the easier material feed and is equipped with gliding units which allow the sheet metal to be introduced more easily.

CLEVERLY DEVISED TOOL GEOMETRY

The cleverly devised tool geometry offers additional folding space - a significant advantage in the manufacturing of industrial folded parts.

CHARACTERISTICS

- » VFD design principle
- » Offset folding beam geometry
- » Fully-automatic gripper system
- » Multi-section gripper function
- » Highly dynamic DFT drive
- » Kinetic control shaft technology
- » High-performance hydraulics with oil cooler
- » Remote maintenance using TeamViewer software
- » Low-friction CNS supporting table
- » Multi-zone folding beam crowning
- » Graphic CNC touch-screen controller

OPTIONS

- » Detached automatic slitter
- » Roll-forming unit for special profiles
- » Back gauge spring-loaded fingers
- » Double gripper unit
- » Automatic tapered back gauge
- » HARDOX beam tools
- » Folding beams with interchangeable tools
- » Mobile machine control desk
- » Fully-automatic sheet loading and draw-in table
- » M-Guard remote maintenance system

MODEL	TC 300
Max. folding capacity*	3,00 mm**
Working length	From 3,2 to 12,0 m***
Throat depths	1250 mm****
Folding beam width	10 + add. rail 10/20 mm*****
Max. folding angle	143°
Folding accuracy	± 0,5°

*At 400 N/mm² / 58 ksi **11 ga ***10.5 to 39.4 ft ****49.21 in *****0.39 + 0.39/0.78 in

DFT (DYNAMIC FOLDING TECHNOLOGY)

This innovative technology, the simultaneous movement of several machine axes, increases the production speed considerably while maintaining the folding accuracy. The DFT reduces travel times and downtimes to a minimum and thus facilitates an extremely smooth and highly dynamic folding process, which results in a measurable increase in productivity and a substantial expansion of machine capacity. The DFT system by Thalmann provides you and your customers with a significant and sustainable additional value.



DFT
DYNAMIC FOLDING TECHNOLOGY

CONTROLLERS BY THALMANN

UNCOMPLICATED, INTUITIVE AND ERGONOMICAL

CONTROLLERS BY THALMANN The intuitively operated controller allows for quick and easy data entry. The software application developed in our company and customized for use in the sheet metal processing business offers nearly everything you could wish for. The tiltable and swivel-mounted control panel allows for ergonomic operation with all of the profile data being recorded quickly and straight forwardly using the multi-functional touch-screen controller. This information can be recorded directly on the machine, at an external computer workstation or on a tablet PC and immediately displayed in a folding sequence simulation. The data can be exchanged with the peripheral machinery via the USB drive, LAN or Wi-Fi. To guarantee that the machine is networked, Thalmann has integrated interfaces for Bendex software and the DXF data format in the controller. As a result, modern management of material and machine is guaranteed. If required, uncomplicated and reliable remote maintenance in real time is possible with a VPN connection.

FINGER DRAWING

Finger drawing using CAM on the touch-screen for quick and easy profile data entry.

FOLDING SEQUENCE SIMULATION

Folding sequence simulation with collision monitoring system for checking programmed profiles.

PROFESSIONAL MODE

Detailed information about all of the recorded program steps and their folding progression.

3D VISUALISIATION

Realistic 3D visualisation of sheet metal profiles and preview of the finished folded part.

PROFILE MANAGEMENT

The simple profile management via catalogues guarantees an excellent overview and quick access to profile data.

MANUAL MODE

The manual mode allows individual folds to be created quickly and without major programming work.

CONTROLLER ATTRIBUTES OF THE DS 3000 AND DS 3001 | AMS PATHFINDER

- » CNC controller with Windows 7 Professional operating system
- » Touch-screen profile programming with folding sequence calculation
- » Folder with categories and profile catalogue
- » Automatic, semi-automatic and manual mode
- » Management for over 10.000 profile variants
- » Collision simulation program
- » 3D visualisation of the profiles ***
- » Input of geometry data
- » Variable speeds
- » Computer functions
- » Status display showing the actual status of the machine controller
- » 2-channel safety circuits
- » Reference-point calibration entry
- » Configuration inputs for control parameters
- » Total and order-related time recording (ERP-compatible)
- » Data handling via USB or network (LAN/Wi-Fi)
- » DXF data import and interface to Bendex software ***
- » Remote maintenance compatible with the integrated service tool
- » Optional M-Guard remote maintenance software with VPN
- » External profile programming via PC, laptop or tablet
- » Control unit for loading table * / ***
- » Dynamic crowning function ** / ***

* DS 3000 for TD + TC Double Folder
** DS 3001 for TZ Long Folder
*** Not for AMS Pathfinder

AUTO PRO

Have you ever had this irritating experience? You receive a client's drawing of a finished part only to find that you still have to enter all the dimensions into the controller! Or you might have drawn a sketch showing the key dimensions on the construction site and wish to generate a folding program quickly and easily based on it. With AUTO PRO we have created the DXF data import on the controller and the CAM (Computer Aided Manufacturing). Almost all the drawings of the finished parts available in electronic form can be read into the controller with just a few manual entries, drawn and translated into a folding program. For this translation procedure, you can choose whether the controller should offer you a choice of solutions or whether you wish to determine the sequence of folding steps yourself.

REPRESENTED BY:

THALMANN MASCHINENBAU AG
Hummelstrasse | 8500 Frauenfeld | Switzerland
Phone: +41 52 728 40 20 | Fax: +41 52 728 40 21
office@thalmann-ag.ch | www.thalmann-ag.ch

EN | 06.2016 | Technical changes, errors and misprints reserved | Design: www.reichert-md.de